

## I. INTRODUCTION

A strongly interacting medium, namely Quark Gluon Plasma (QGP), is expected to be formed in high energy heavy ion collisions at RHIC. Many observables are being used to investigate the properties of the QGP. Elliptic flow ( $v_2$ ), the second order Fourier coefficient of azimuthal distribution of the produced particles with respect to reaction plane [1], is one of them.

In a non-zero impact parameter collision between two identical nuclei, the collision zone is asymmetric. Multiple interaction between the participants transform the initial spatial asymmetry into the final momentum anisotropy. Momentum anisotropy is best studied by decomposing the azimuthal distribution of produced particles in a Fourier series,

$$\frac{dN}{d\phi} = \frac{N}{2\pi} \left[ 1 + 2 \sum_n v_n \cos(n\phi - n\Psi_{RP}) \right], n = 1, 2, 3... \quad (1)$$

where,  $\phi$  is the azimuthal angle of the detected particle and  $\Psi_{RP}$  is the plane of the symmetry of initial collision zone.

The observed number of constituent quark (NCQ) scaling of elliptic flow is believed to be the outcome of partonic collectivity at the early stage [2]. It also provides a remarkable evidence that quark coalescence is the dominant mechanism of hadronization at intermediate transverse momentum ( $2 < p_T < 6$  GeV/c) [3]. Light nuclei ( $d, t, {}^3\text{He}$ ) are believed to be formed by coalescence of nucleons. The elliptic flow of these nuclei then can be studied and compared to the elliptic flow of their constituent nucleons since both of them are directly observable by the detectors. By studying and comparing the elliptic flow of light nuclei and their constituents, we can better understand the particle production mechanism in heavy ion collisions.

## II. ANALYSIS

Here we report the centrality and  $p_T$  dependence of  $v_2$  of (anti-)deuteron at mid-rapidity ( $|\eta| < 1$ ) for Au+Au collisions at  $\sqrt{s_{NN}} = 39$  GeV from the STAR.

(Anti-)deuterons are identified using the Time Projection Chamber (TPC) and the Time of Flight (TOF) detectors at STAR. The TPC has full azimuthal coverage and identifies the particles from their specific energy loss as a function of momentum in pseudorapidity window  $-1.8 < \eta < 1.8$  [4]. We define a variable  $Z$  as,

$$Z = \log_e \left[ \frac{(dE/dx)_{\text{measured}}}{(dE/dx)_{\text{predicted}}} \right]. \quad (2)$$

The  $Z$  distribution then, will have a peak around zero for the desired particle, as shown in Fig. 1.

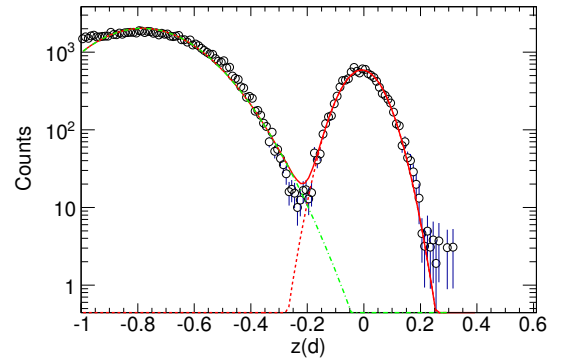


FIG. 1:  $Z$ -distribution of anti-deuteron for  $1.0 < p_T < 1.3$  (GeV/c) and  $0 < \phi - \Psi_2 < \pi/5$  (rad) for Au+Au collision at  $\sqrt{s_{NN}} = 39$  GeV with TOF cut  $2.8 < m^2 < 4.2$ . Here red (dashed) curve is Gaussian fit to the signal (anti-deuteron) and green (dot-dashed) line is Gaussian fit to background.

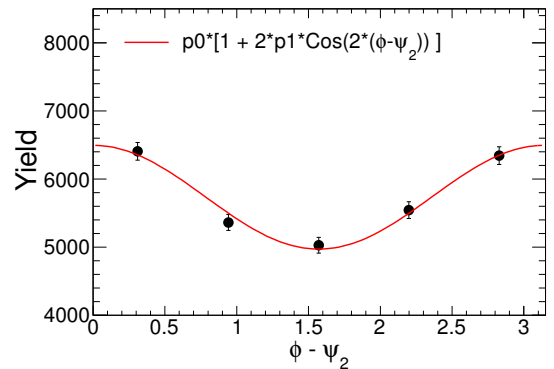


FIG. 2:  $\phi - \Psi_2$  distribution of anti-deuteron for  $2.2 < p_T < 2.5$  (GeV/c) for Au+Au collision at  $\sqrt{s_{NN}} = 39$  GeV.

Using the TOF detector, we can select the track of interest using proper cut on  $m^2$  where  $m$  is the mass of the (anti-)deuteron. This cut helps to increase the purity of

\*E-mail:rihanphys@gmail.com

the signal for intermediate  $p_T$  region ( $1 < p_T < 4$  GeV/c). The TOF detector covers  $|\eta| < 0.9$  and full azimuth [5]. Two Gaussian fit, one for signal and another for background, is applied to the  $Z$  distribution for each  $\phi$ - $\Psi_2$  bin. Then the background contribution is removed from anti-deuteron signal using the parameters achieved from the fit function. The event plane angle  $\Psi_2$  is defined by

$$\Psi_2 = \frac{1}{2} \left[ \tan^{-1} \frac{\sum w_i \sin(2\phi_i)}{\sum w_i \cos(2\phi_i)} \right]. \quad (3)$$

The sums go over the  $i$  particles used in the event plane determination and the  $w_i$  are weights. After having yield of anti-deuteron for all azimuthal range, we get the observed elliptic flow ( $v_2^{obs}$ ) from the fit to the azimuthal distribution of this particle with respect to the event plane, as shown in Fig. 2. The elliptic flow coefficients with respect to the real reaction plane are then evaluated by dividing observed elliptic flow by the event plane resolution, i.e.,  $v_2 = v_2^{obs}/R$ . Resolution  $R$  is determined from two equal multiplicity sub-events planes,  $\Psi_2^a$  and  $\Psi_2^b$  using equation 11 & 14 of reference [1].

### III. RESULTS AND CONCLUSION

In this work we mainly focus on the elliptic flow and its mass number scaling of anti-deuteron.

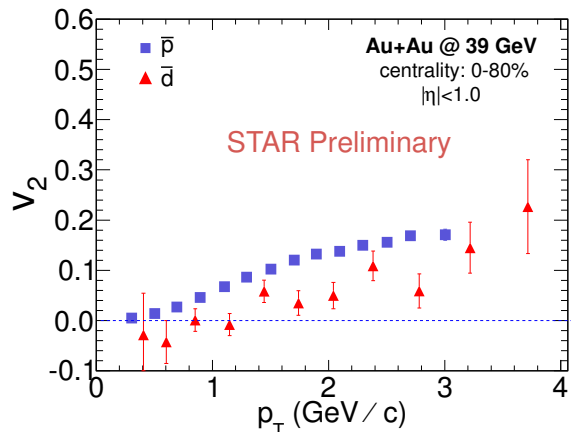


FIG. 3:  $v_2$  of anti-deuteron compared with antiproton for minimum bias Au+Au collisions at  $\sqrt{s_{NN}} = 39$  GeV. The error bars are statistical.

We are going to show new results with a factor of 10 more statistics. The results (Fig. 3, Fig. 4) shown here are from 14M minimum bias events of Au+Au collisions at  $\sqrt{s_{NN}} = 39$  GeV. Figure 3 shows the  $v_2$  results for anti-deuteron ( $\bar{d}$ ) [6], compared with anti-proton ( $\bar{p}$ ) for minimum bias (0-80%) events of Au+Au collisions at  $\sqrt{s_{NN}} = 39$  GeV. From this result we see that  $v_2$  is lower for anti-deuterons compared to anti-proton for  $p_T < 2.5$  GeV. This is consistent with the mass ordering of  $v_2$  [7].

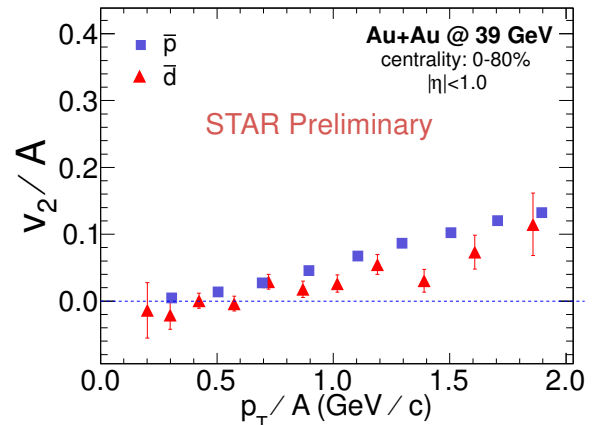


FIG. 4: Mass number scaling of anti-deuteron  $v_2$ , compared with anti-proton for Au+Au collision at  $\sqrt{s_{NN}} = 39$  GeV. The error bars are statistical.

In Fig. 4, we show the mass number ( $A$ ) scaling of anti-deuteron  $v_2$  [6], compared to anti-proton. From this figure, it seems that the scaled  $v_2$  of anti-deuteron tends to follow the results of anti-proton for  $\sqrt{s_{NN}} = 39$  GeV. However, a strong conclusion on scaling of anti-deuteron  $v_2$  with anti-proton and other hadrons could be drawn only after detailed study with higher statistics.

### Acknowledgements

Md. Rihan Haque is supported by the DAE-BRNS project grant No. 2010/21/15-BRNS/2026.

- [1] A. M. Poskanzer and S. A. Voloshin, Phys. Rev. C58, 1671 (1998).
- [2] B. I. Abelev *et al.*, Phys. Rev. Lett. 99, 112301 (2007).
- [3] Vincenzo Greco and Che Ming Ko, J. Phys. G: Nucl. Part. Phys. 31, S407 (2005).
- [4] M. Anderson *et al.*, NIM A 499 (2003) 659

- [5] Ming Shao *et al.*, Meas. Sci. Technol. 20 025102 (2009).
- [6] STAR Collaboration, CPOD 2011.
- [7] Sergei A. Voloshin *et al.*, SpringerMaterials - The Landolt-Brnstein Database, DOI: 10.1007/978-3-642-01539-7\_10